

Exhibit 13

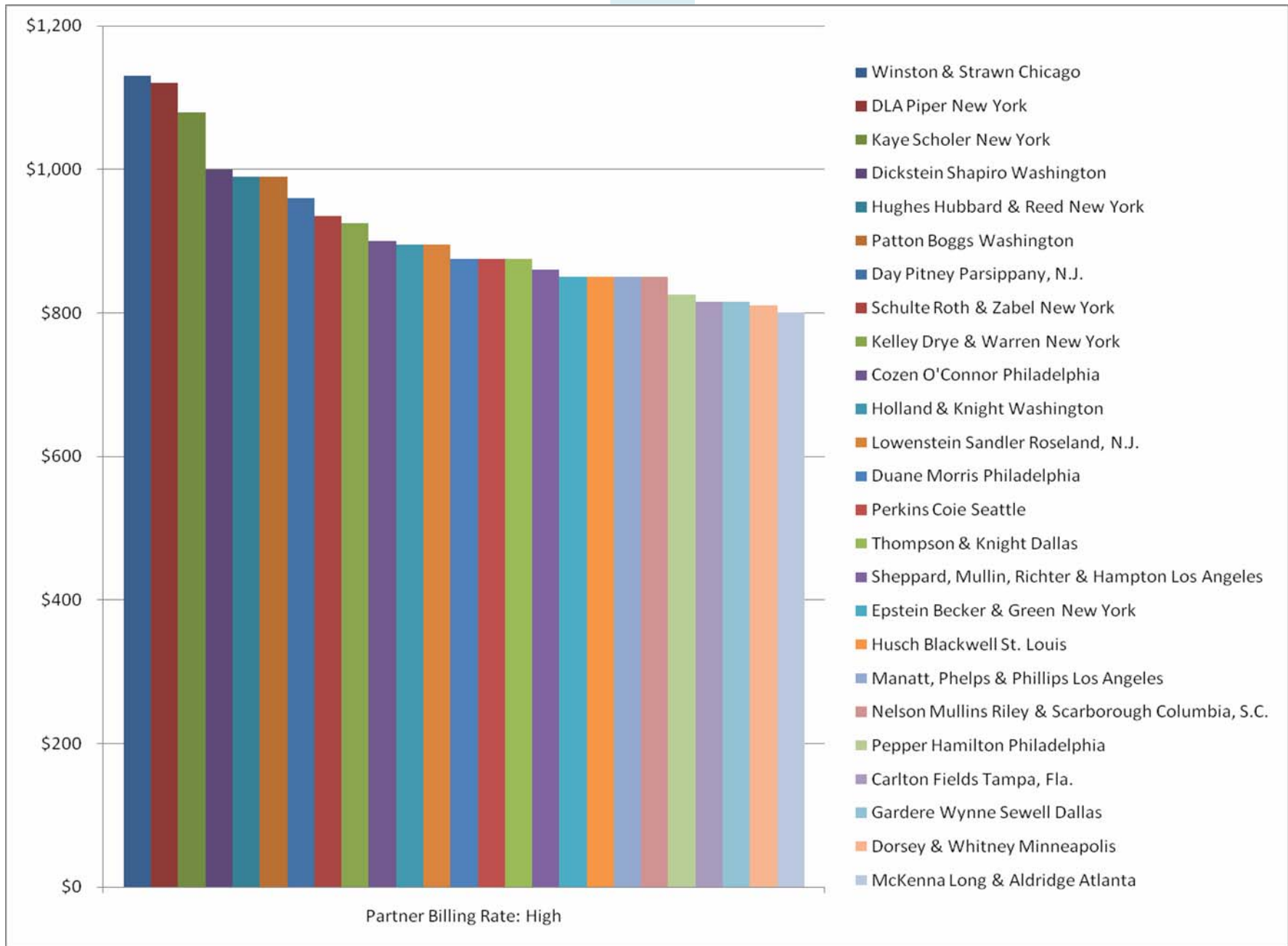
"A nationwide sampling of law firm billing rates," The National Law Journal (December 19, 2011; data from April 2011 survey).

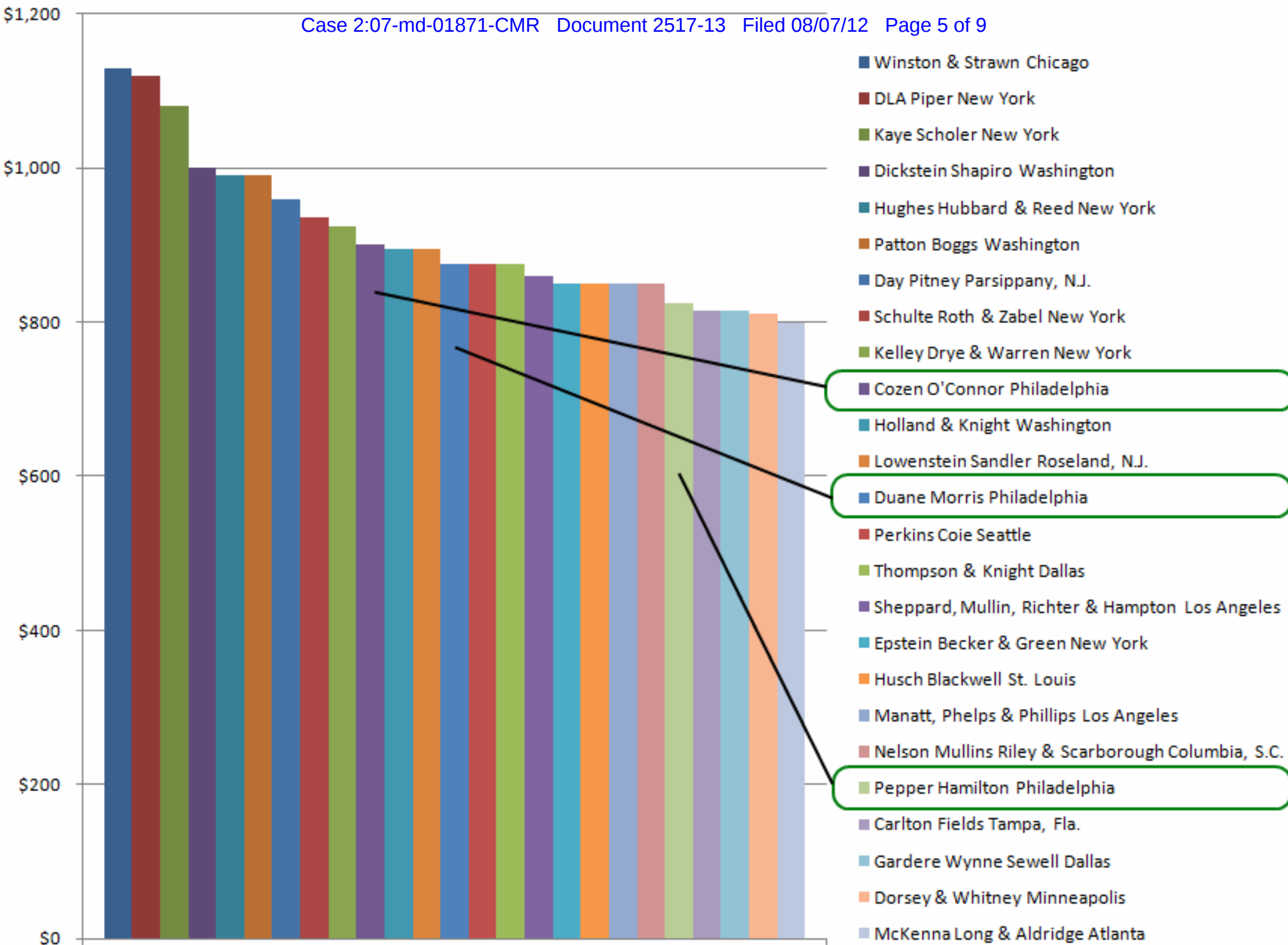
Available at: <http://www.law.com/jsp/nlj/PubArticleNLJ.jsp?id=1202535946626&slreturn=1>

Firm Name	Principal or Largest Office	Average full-time equivalent Attorneys*	Firmwide Average Billing Rate	Firmwide Median Billing Rate	Partner Billing Rate: High	Partner Billing Rate: Low	Partner Billing Rate: Average	Partner Billing Rate: Median	Associate Billing Rate: High	Associate Billing Rate: Low	Associate Billing Rate: Average	Associate Billing Rate: Median
Winston & Strawn	Chicago	868	\$557	\$550	\$1,130	\$580	\$713	\$700	\$600	\$350	\$434	\$413
DLA Piper	New York	3348	\$585	\$615	\$1,120	\$530	\$747	\$730	\$730	\$320	\$508	\$510
Kaye Scholer	New York	425	\$661	\$665	\$1,080	\$685	\$831	\$835	\$705	\$310	\$519	\$525
Dickstein Shapiro	Washington	335	\$560	\$550	\$1,000	\$540	\$680	\$670	\$545	\$225	\$435	\$465
Hughes Hubbard & Reed	New York	300	\$633	\$615	\$990	\$625	\$828	\$800	\$695	\$270	\$533	\$540
Patton Boggs	Washington	512	\$546	\$540	\$990	\$410	\$659	\$645	\$570	\$240	\$410	\$415
Day Pitney	Parsippany, N.J.	324	\$447	\$450	\$960	\$380	\$537	\$525	\$470	\$235	\$317	\$315
Schulte Roth & Zabel	New York	406	\$615	\$630	\$935	\$770	\$846	\$840	\$675	\$285	\$608	\$580
Kelley Drye & Warren	New York	321	\$474	\$400	\$925	\$480	\$634	\$645	\$595	\$275	\$425	\$420
Cozen O'Connor	Philadelphia	504	\$439	\$410	\$900	\$305	\$510	\$490	\$550	\$225	\$330	\$330
Holland & Knight	Washington	910	\$445	\$455	\$895	\$300	\$530	\$520	\$495	\$175	\$295	\$290
Lowenstein Sandler	Roseland, N.J.	249	\$478	\$480	\$895	\$435	\$613	\$595	\$660	\$250	\$400	\$390
Duane Morris	Philadelphia	629	\$503	\$500	\$875	\$375	\$575	\$570	\$530	\$225	\$365	\$365
Perkins Coie	Seattle	693	\$462		\$875	\$285	\$550	\$545	\$590	\$215	\$368	
Thompson & Knight	Dallas	319	\$520	\$520	\$875	\$440	\$594	\$585	\$460	\$250	\$358	\$350
Sheppard, Mullin, Richter & Hampton	Los Angeles	465			\$860	\$505			\$635	\$275		
Epstein Becker & Green	New York	300	\$428	\$425	\$850	\$350	\$519	\$500	\$550	\$195	\$341	\$325
Husch Blackwell	St. Louis	551	\$341	\$340	\$850	\$225	\$395	\$390	\$425	\$175	\$226	\$210
Manatt, Phelps & Phillips	Los Angeles	322	\$602	\$620	\$850	\$540	\$676	\$670	\$550	\$215	\$464	\$500
Nelson Mullins Riley & Scarborough	Columbia, S.C.	399	\$318	\$310	\$850	\$220	\$412	\$400	\$350	\$170	\$255	\$250
Pepper Hamilton	Philadelphia	459			\$825	\$380	\$557		\$460	\$235	\$344	
Carlton Fields	Tampa, Fla.	270	\$397	\$400	\$815	\$320	\$470	\$470	\$380	\$195	\$262	\$265
Gardere Wynne Sewell	Dallas	265	\$435	\$450	\$815	\$380	\$550	\$550	\$500	\$225	\$325	\$320
Dorsey & Whitney	Minneapolis	567	\$426	\$405	\$810	\$295	\$526	\$525	\$465	\$190	\$294	\$275
McKenna Long & Aldridge	Atlanta	425	\$472	\$455	\$800	\$405	\$562	\$540	\$510	\$215	\$374	\$375
Bryan Cave	St. Louis	908	\$475	\$460	\$795	\$375	\$565	\$553	\$540	\$200	\$356	\$360
Seyfarth Shaw	Chicago	702	\$437	\$425	\$790	\$355	\$528	\$525	\$505	\$225	\$341	\$340

Hiscock & Barclay	Syracuse, N.Y.	174	\$269	\$240	\$750	\$195	\$304	\$265	\$350	\$150	\$207	\$195
Saul Ewing	Philadelphia	220	\$431	\$450	\$750	\$350	\$502	\$490	\$495	\$245	\$326	\$300
Thompson Coburn	St. Louis	325			\$750	\$315			\$445	\$195		
Knobbe, Martens, Olson & Bear	Irvine, Calif.	268	\$439	\$415	\$735	\$415	\$525	\$500	\$495	\$295	\$346	\$345
Lathrop & Gage	Kansas City, Mo.	281	\$337	\$340	\$735	\$275	\$390	\$390	\$410	\$205	\$246	\$245
Vedder Price	Chicago	246	\$445	\$445	\$735	\$295	\$500	\$490	\$520	\$265	\$345	\$335
Fitzpatrick, Cella, Harper & Scinto	New York	168			\$730	\$460		\$525	\$440	\$275		\$325
Fox Rothschild	Philadelphia	450	\$413	\$420	\$725	\$325	\$486	\$483	\$455	\$190	\$297	\$295
Gibbons	Newark, N.J.	199	\$505	\$450	\$725	\$400	\$563	\$505	\$475	\$285	\$380	\$320
Butzel Long	Detroit	176			\$700	\$325	\$440		\$425	\$225	\$274	
Hodgson Russ	Buffalo, N.Y.	199			\$685	\$240	\$378	\$360	\$420	\$180	\$234	\$225
Winstead	Dallas	265	\$406		\$680	\$365	\$477		\$410	\$215	\$301	
Dykema Gossett	Detroit	333	\$406	\$400	\$665	\$310	\$482	\$485	\$395	\$260	\$309	\$305
Michael Best & Friedrich	Milwaukee	208	\$321	\$310	\$650	\$245	\$413		\$310	\$205	\$241	
Lane Powell	Seattle	180	\$405	\$425	\$645	\$340	\$460	\$450	\$360	\$225	\$295	\$285
Dinsmore & Shohl	Cincinnati	407	\$308	\$295	\$630	\$150	\$373	\$370	\$310	\$130	\$217	\$220
Polsinelli Shughart	Kansas City, Mo.	466			\$630	\$275			\$335	\$205		
Strasburger & Price	Dallas	181	\$363	\$362	\$630	\$211	\$395	\$397	\$332	\$199	\$250	\$238
Briggs and Morgan	Minneapolis	185			\$625	\$325			\$305	\$230		
Stoel Rives	Portland, Ore.	373	\$385	\$395	\$625	\$320	\$451	\$450	\$500	\$195	\$292	\$275
Miller & Martin	Chattanooga, Tenn.	184	\$313	\$325	\$610	\$240	\$369	\$375	\$275	\$185	\$215	\$215
Dickinson Wright	Detroit	229			\$600	\$325			\$320	\$200		
Baker, Donelson, Bearman, Caldwell & Berkowitz	Memphis, Tenn.	527	\$311	\$310	\$595	\$250	\$357	\$345	\$315	\$160	\$228	\$225
Ulmer & Berne	Cleveland	179	\$316		\$585	\$280	\$405		\$390	\$200	\$260	
Best Best & Krieger	Riverside, Calif.	195	\$358	\$360	\$575	\$275	\$417	\$420	\$375	\$205	\$265	\$240
Broad and Cassel	Orlando, Fla.	160	\$377	\$350	\$575	\$295	\$435	\$395	\$350	\$180	\$265	\$265
McElroy, Deutsch, Mulvaney & Carpenter	Morristown, N.J.	272	\$245	\$275	\$575	\$295	\$350	\$375	\$325	\$185	\$250	\$235
Shumaker, Loop & Kendrick	Toledo, Ohio	208	\$345	\$365	\$555	\$265	\$364	\$375	\$320	\$195	\$252	\$250
Nexsen Pruet	Columbia, S.C.	178			\$550	\$235			\$265	\$170		
Frost Brown Todd	Cincinnati	401	\$296	\$295	\$515	\$205	\$340	\$340	\$265	\$150	\$200	\$200
Jackson Kelly	Charleston, W.Va.	170	\$275	\$275	\$505	\$255	\$319	\$325	\$260	\$155	\$208	\$205
Wyatt, Tarrant & Combs	Louisville, Ky.	181	\$312	\$350	\$500	\$240	\$325	\$375	\$275	\$180	\$220	\$235

Lewis, Rice & Fingersh	St. Louis	162	\$275		\$470	\$270			\$320	\$150		
Phelps Dunbar	New Orleans	280	\$236	\$225	\$465	\$190	\$281	\$275	\$245	\$150	\$189	\$190
Harris Beach	Rochester, N.Y.	176			\$390	\$275			\$260	\$160		





Partner Billing Rate: High

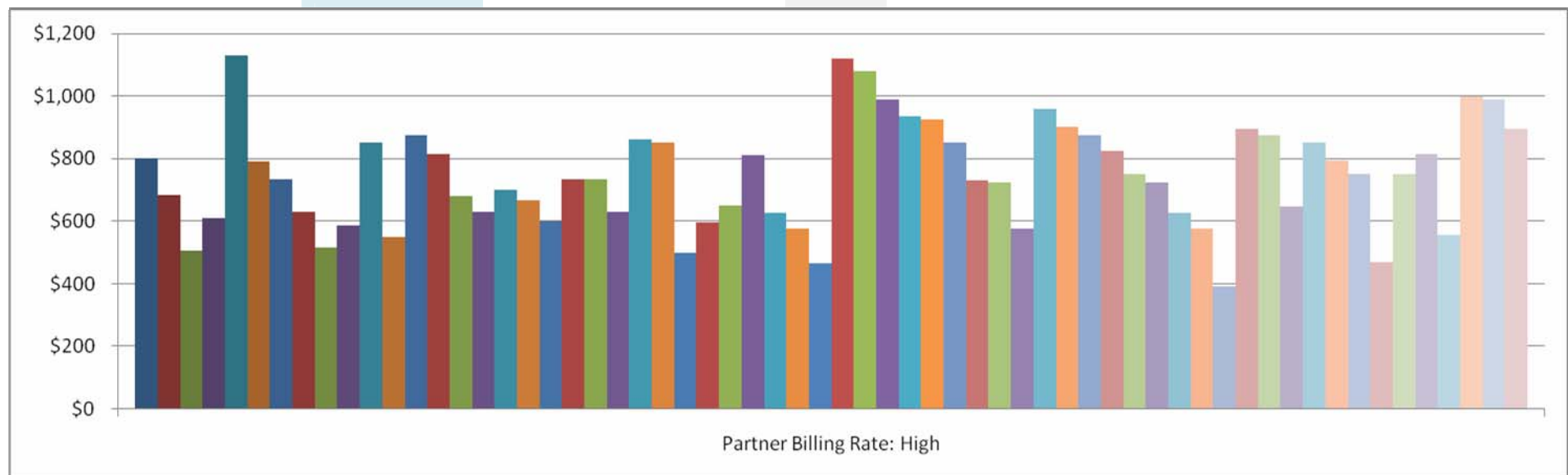
"A nationwide sampling of law firm billing rates," The National Law Journal (December 19, 2011; data from April 2011 survey).

Available at: <http://www.law.com/jsp/nlj/PubArticleNLJ.jsp?id=1202535946626&slreturn=1>

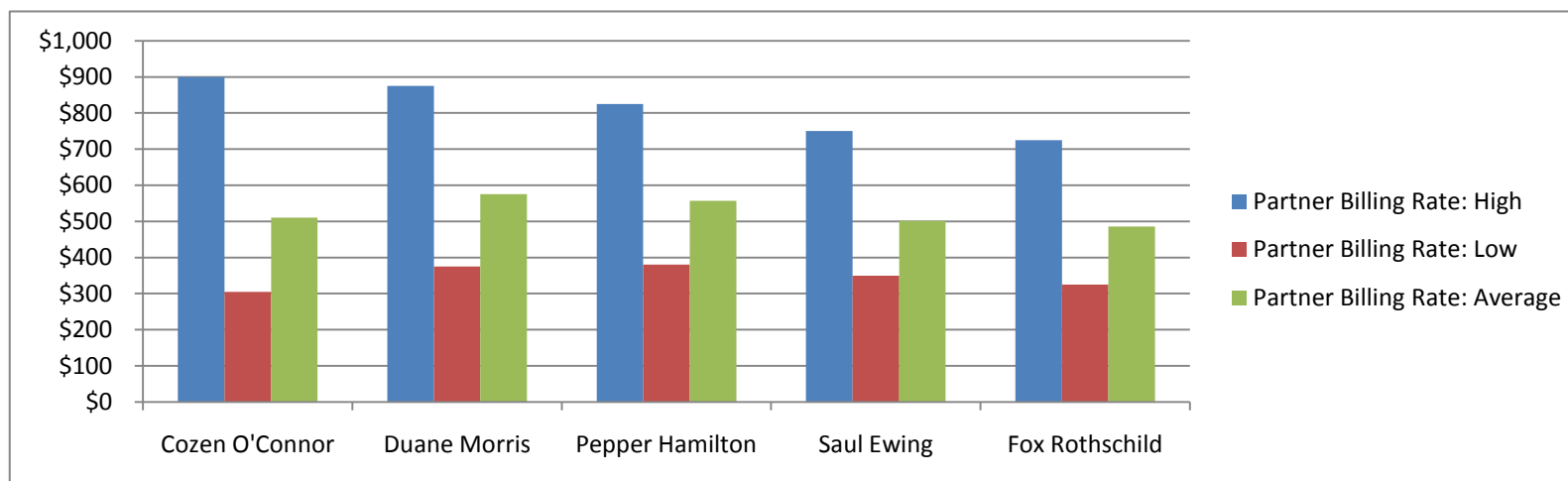
Firm Name	Principal or Largest Office	Average full-time equivalent Attorneys*	Firmwide Average Billing Rate	Firmwide Median Billing Rate	Partner Billing Rate: High	Partner Billing Rate: Low	Partner Billing Rate: Average	Partner Billing Rate: Median	Associate Billing Rate: High	Associate Billing Rate: Low	Associate Billing Rate: Average	Associate Billing Rate: Median
McKenna Long & Aldridge	Atlanta	425	\$472	\$455	\$800	\$405	\$562	\$540	\$510	\$215	\$374	\$375
Hodgson Russ	Buffalo, N.Y.	199			\$685	\$240	\$378	\$360	\$420	\$180	\$234	\$225
Jackson Kelly	Charleston, W.Va.	170	\$275	\$275	\$505	\$255	\$319	\$325	\$260	\$155	\$208	\$205
Miller & Martin	Chattanooga, Tenn.	184	\$313	\$325	\$610	\$240	\$369	\$375	\$275	\$185	\$215	\$215
Winston & Strawn	Chicago	868	\$557	\$550	\$1,130	\$580	\$713	\$700	\$600	\$350	\$434	\$413
Seyfarth Shaw	Chicago	702	\$437	\$425	\$790	\$355	\$528	\$525	\$505	\$225	\$341	\$340
Vedder Price	Chicago	246	\$445	\$445	\$735	\$295	\$500	\$490	\$520	\$265	\$345	\$335
Dinsmore & Shohl	Cincinnati	407	\$308	\$295	\$630	\$150	\$373	\$370	\$310	\$130	\$217	\$220
Frost Brown Todd	Cincinnati	401	\$296	\$295	\$515	\$205	\$340	\$340	\$265	\$150	\$200	\$200
Ulmer & Berne	Cleveland	179	\$316		\$585	\$280	\$405		\$390	\$200	\$260	
Nelson Mullins Riley & Scarborough	Columbia, S.C.	399	\$318	\$310	\$850	\$220	\$412	\$400	\$350	\$170	\$255	\$250
Nexsen Pruet	Columbia, S.C.	178			\$550	\$235			\$265	\$170		
Thompson & Knight	Dallas	319	\$520	\$520	\$875	\$440	\$594	\$585	\$460	\$250	\$358	\$350
Gardere Wynne Sewell	Dallas	265	\$435	\$450	\$815	\$380	\$550	\$550	\$500	\$225	\$325	\$320
Winstead	Dallas	265	\$406		\$680	\$365	\$477		\$410	\$215	\$301	
Strasburger & Price	Dallas	181	\$363	\$362	\$630	\$211	\$395	\$397	\$332	\$199	\$250	\$238
Butzel Long	Detroit	176			\$700	\$325	\$440		\$425	\$225	\$274	
Dykema Gossett	Detroit	333	\$406	\$400	\$665	\$310	\$482	\$485	\$395	\$260	\$309	\$305
Dickinson Wright	Detroit	229			\$600	\$325			\$320	\$200		
Knobbe, Martens, Olson & Bear	Irvine, Calif.	268	\$439	\$415	\$735	\$415	\$525	\$500	\$495	\$295	\$346	\$345
Lathrop & Gage	Kansas City, Mo.	281	\$337	\$340	\$735	\$275	\$390	\$390	\$410	\$205	\$246	\$245
Polsinelli Shughart	Kansas City, Mo.	466			\$630	\$275			\$335	\$205		

Sheppard, Mullin, Richter & Hampton	Los Angeles	465			\$860	\$505			\$635	\$275		
Manatt, Phelps & Phillips	Los Angeles	322	\$602	\$620	\$850	\$540	\$676	\$670	\$550	\$215	\$464	\$500
Wyatt, Tarrant & Combs	Louisville, Ky.	181	\$312	\$350	\$500	\$240	\$325	\$375	\$275	\$180	\$220	\$235
Baker, Donelson, Bearman, Caldwell & Berkowitz	Memphis, Tenn.	527	\$311	\$310	\$595	\$250	\$357	\$345	\$315	\$160	\$228	\$225
Michael Best & Friedrich	Milwaukee	208	\$321	\$310	\$650	\$245	\$413		\$310	\$205	\$241	
Dorsey & Whitney	Minneapolis	567	\$426	\$405	\$810	\$295	\$526	\$525	\$465	\$190	\$294	\$275
Briggs and Morgan	Minneapolis	185			\$625	\$325			\$305	\$230		
McElroy, Deutsch, Mulvaney & Carpenter	Morristown, N.J.	272	\$245	\$275	\$575	\$295	\$350	\$375	\$325	\$185	\$250	\$235
Phelps Dunbar	New Orleans	280	\$236	\$225	\$465	\$190	\$281	\$275	\$245	\$150	\$189	\$190
DLA Piper	New York	3348	\$585	\$615	\$1,120	\$530	\$747	\$730	\$730	\$320	\$508	\$510
Kaye Scholer	New York	425	\$661	\$665	\$1,080	\$685	\$831	\$835	\$705	\$310	\$519	\$525
Hughes Hubbard & Reed	New York	300	\$633	\$615	\$990	\$625	\$828	\$800	\$695	\$270	\$533	\$540
Schulte Roth & Zabel	New York	406	\$615	\$630	\$935	\$770	\$846	\$840	\$675	\$285	\$608	\$580
Kelley Drye & Warren	New York	321	\$474	\$400	\$925	\$480	\$634	\$645	\$595	\$275	\$425	\$420
Epstein Becker & Green	New York	300	\$428	\$425	\$850	\$350	\$519	\$500	\$550	\$195	\$341	\$325
Fitzpatrick, Cella, Harper & Scinto	New York	168			\$730	\$460		\$525	\$440	\$275		\$325
Gibbons	Newark, N.J.	199	\$505	\$450	\$725	\$400	\$563	\$505	\$475	\$285	\$380	\$320
Broad and Cassel	Orlando, Fla.	160	\$377	\$350	\$575	\$295	\$435	\$395	\$350	\$180	\$265	\$265
Day Pitney	Parsippany, N.J.	324	\$447	\$450	\$960	\$380	\$537	\$525	\$470	\$235	\$317	\$315
Cozen O'Connor	Philadelphia	504	\$439	\$410	\$900	\$305	\$510	\$490	\$550	\$225	\$330	\$330
Duane Morris	Philadelphia	629	\$503	\$500	\$875	\$375	\$575	\$570	\$530	\$225	\$365	\$365
Pepper Hamilton	Philadelphia	459			\$825	\$380	\$557		\$460	\$235	\$344	
Saul Ewing	Philadelphia	220	\$431	\$450	\$750	\$350	\$502	\$490	\$495	\$245	\$326	\$300
Fox Rothschild	Philadelphia	450	\$413	\$420	\$725	\$325	\$486	\$483	\$455	\$190	\$297	\$295
Stoel Rives	Portland, Ore.	373	\$385	\$395	\$625	\$320	\$451	\$450	\$500	\$195	\$292	\$275
Best Best & Krieger	Riverside, Calif.	195	\$358	\$360	\$575	\$275	\$417	\$420	\$375	\$205	\$265	\$240
Harris Beach	Rochester, N.Y.	176			\$390	\$275			\$260	\$160		
Lowenstein Sandler	Roseland, N.J.	249	\$478	\$480	\$895	\$435	\$613	\$595	\$660	\$250	\$400	\$390
Perkins Coie	Seattle	693	\$462		\$875	\$285	\$550	\$545	\$590	\$215	\$368	
Lane Powell	Seattle	180	\$405	\$425	\$645	\$340	\$460	\$450	\$360	\$225	\$295	\$285

Husch Blackwell	St. Louis	551	\$341	\$340	\$850	\$225	\$395	\$390	\$425	\$175	\$226	\$210
Bryan Cave	St. Louis	908	\$475	\$460	\$795	\$375	\$565	\$553	\$540	\$200	\$356	\$360
Thompson Coburn	St. Louis	325			\$750	\$315			\$445	\$195		
Lewis, Rice & Fingersh	St. Louis	162	\$275		\$470	\$270			\$320	\$150		
Hiscock & Barclay	Syracuse, N.Y.	174	\$269	\$240	\$750	\$195	\$304	\$265	\$350	\$150	\$207	\$195
Carlton Fields	Tampa, Fla.	270	\$397	\$400	\$815	\$320	\$470	\$470	\$380	\$195	\$262	\$265
Shumaker, Loop & Kendrick	Toledo, Ohio	208	\$345	\$365	\$555	\$265	\$364	\$375	\$320	\$195	\$252	\$250
Dickstein Shapiro	Washington	335	\$560	\$550	\$1,000	\$540	\$680	\$670	\$545	\$225	\$435	\$465
Patton Boggs	Washington	512	\$546	\$540	\$990	\$410	\$659	\$645	\$570	\$240	\$410	\$415
Holland & Knight	Washington	910	\$445	\$455	\$895	\$300	\$530	\$520	\$495	\$175	\$295	\$290



Firm Name	Principal or Largest Office	Average full-time equivalent Attorneys*	Firmwide Average Billing Rate	Firmwide Median Billing Rate	Partner Billing Rate: High	Partner Billing Rate: Low	Partner Billing Rate: Average	Partner Billing Rate: Median	Associate Billing Rate: High	Associate Billing Rate: Low	Associate Billing Rate: Average	Associate Billing Rate: Median
Cozen O'Connor	Philadelphia	504	\$439	\$410	\$900	\$305	\$510	\$490	\$550	\$225	\$330	\$330
Duane Morris	Philadelphia	629	\$503	\$500	\$875	\$375	\$575	\$570	\$530	\$225	\$365	\$365
Pepper Hamilton	Philadelphia	459			\$825	\$380	\$557		\$460	\$235	\$344	
Saul Ewing	Philadelphia	220	\$431	\$450	\$750	\$350	\$502	\$490	\$495	\$245	\$326	\$300
Fox Rothschild	Philadelphia	450	\$413	\$420	\$725	\$325	\$486	\$483	\$455	\$190	\$297	\$295



Source:

"A nationwide sampling of law firm billing rates," *The National Law Journal* (December 19, 2011; data from April 2011 survey).

Available at:

<http://www.law.com/jsp/nlj/PubArticleNLJ.jsp?id=1202535946626&slreturn=1>